

How to do:

- 1 After check-in, you will receive the Guest Pass from your host via email. The pass is valid for the entire duration of your stay.
- 2 Using the link in the email, you can save the Guest Pass to your smartphone. No smartphone with you? No problem – your host will be happy to print the pass for you.
- 3 You must validate the Guest Pass with the QR code before each ride. To do this, use the validation devices on buses or – for train journeys – the machines at the station.
- 4 Extending your stay? Your host will send you an updated Guest Pass.



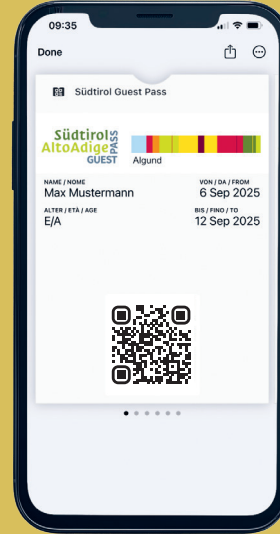
Important: please always keep your identity card with you



NEW


More to discover. All in one ticket.

Eco-friendly travel made easy




Useful Contacts

Information about the South Tyrol Guest Pass:
www.guestpass.suedtirol.info

Timetable information:
www.suedtirolmobil.info
Tel. +39 0471 220 880
 App südtirolmobil

Information on bike transport:
www.suedtirol-rad.com
www.papinsport.com
www.suedtirolbike.info
www.taxi-iris.com

More information



Südtirol Guest Pass Algrund 2025

Your Advantage Card in Algrund

directly on
your
smartphone

Imprint: Publisher: Tourist Office Algrund – Hans-Gamper Platz 3 – 39022 Algrund, Fotos: Tourismusverein Algrund, Stefan Mahlknecht, Lumii GmbH, IDM Süd-
tirol, Manuela Tessaro, STA/Broschüre_Suedtirol_erleben_2025, Mobilität, Druck: Unionprint, Meran

algrund.info

